

# PRODUCT INFORMATION PACKET

Model No: 364TSTGS16531

Catalog No: U080A

60 HP Explosion Proof Motor, 3 phase, 1800 RPM, 230/460 V, 364TS Frame, EPFC  
Explosion Proof NEMA Motors



Regal and Marathon are trademarks of Regal Beloit Corporation or one of its affiliated companies.  
©2020 Regal Beloit Corporation, All Rights Reserved. MC017097E

**REGAL**

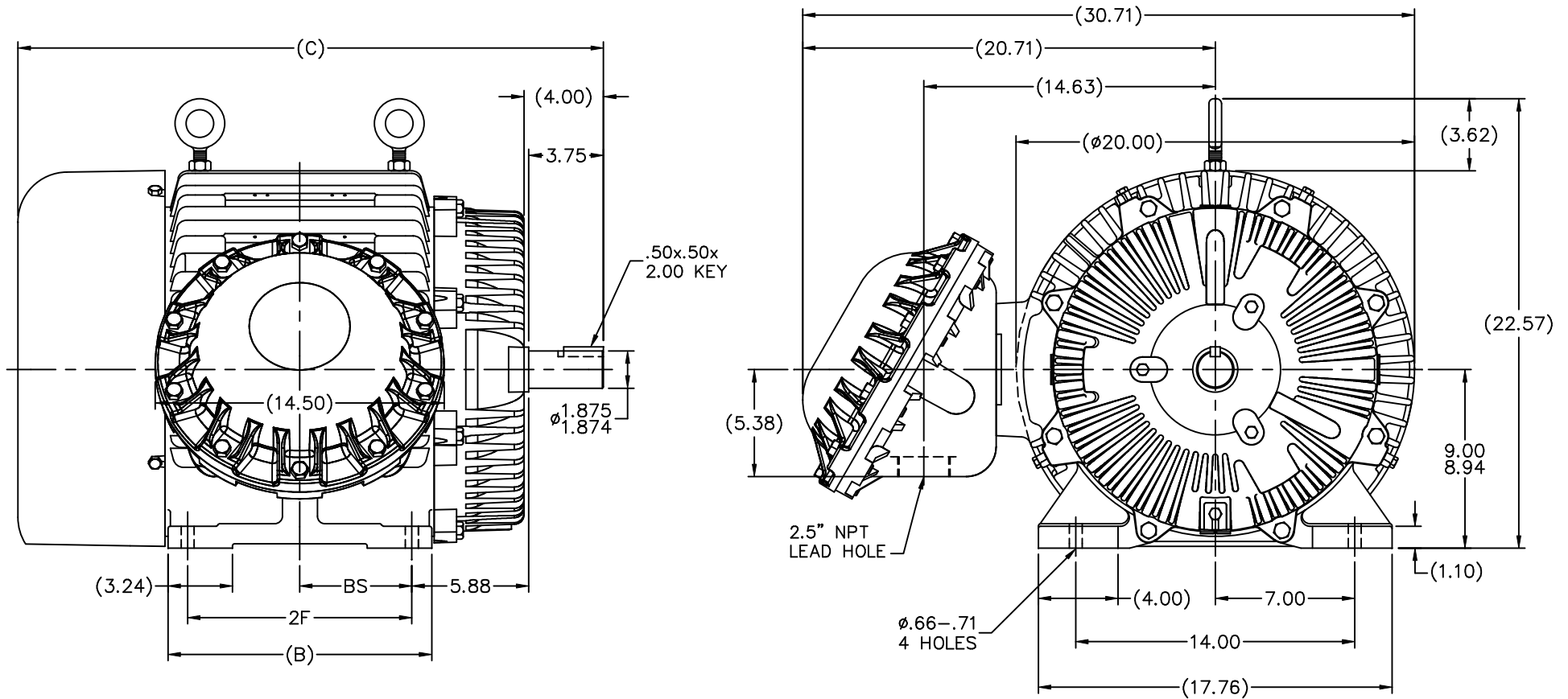


### Nameplate Specifications

Output HP	<b>60 Hp</b>	Output KW	<b>45.0 kW</b>
Frequency	<b>60 Hz</b>	Voltage	<b>230/460 V</b>
Current	<b>138.0/69.0 A</b>	Speed	<b>1780 rpm</b>
Service Factor	<b>1</b>	Phase	<b>3</b>
Efficiency	<b>95 %</b>	Power Factor	<b>86</b>
Duty	<b>Continuous</b>	Insulation Class	<b>F</b>
Design Code	<b>B</b>	KVA Code	<b>G</b>
Frame	<b>364TS</b>	Enclosure	<b>Explosion Proof Fan cooled</b>
Thermal Protection	<b>Thermostats (N/C)</b>	Ambient Temperature	<b>40 °C</b>
Drive End Bearing Size	<b>6313</b>	Opp Drive End Bearing Size	<b>6313</b>
UL	<b>UL Listed And CSA Certified</b>	CSA	<b>Y</b>
CE	<b>N</b>	IP Code	<b>54</b>
Hazardous Location	<b>EXP PROOF CL I GR D CL II GR F&amp;G T3B</b>		

### Technical Specifications

Electrical Type	<b>Squirrel Cage Inverter Rated</b>	Starting Method	<b>Line Or Inverter</b>
Poles	<b>4</b>	Rotation	<b>Reversible</b>
Resistance Main	<b>.101 Ohms</b>	Mounting	<b>Rigid base</b>
Motor Orientation	<b>Horizontal</b>	Drive End Bearing	<b>Ball</b>
Opp Drive End Bearing	<b>Ball</b>	Frame Material	<b>Cast Iron</b>
Shaft Type	<b>TS</b>	Overall Length	<b>29.38 in</b>
Frame Length	<b>13.50 in</b>	Shaft Diameter	<b>1.875 in</b>
Shaft Extension	<b>4 in</b>	Assembly/Box Mounting	<b>F1 ONLY</b>
Connection Drawing	<b>A-EE7308AD</b>	Outline Drawing	<b>B-SS518623-1350</b>



NOTES:

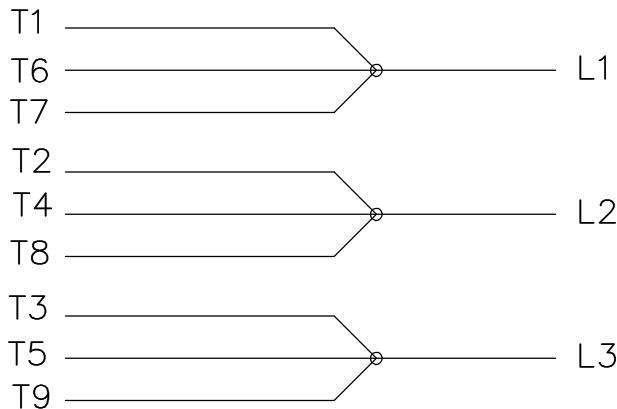
1. CONDUIT BOX CAN BE ROTATED IN 90° STEPS.
2. CONDUIT BOX CAN BE MOUNTED ON OPPOSITE SIDE BY REMOVING BRACKETS AND TURNING FRAME 180°.
3. NAMEPLATE TO BE READ FROM CONDUIT BOX SIDE OF MOTOR.

(REPLACES B-SS503646)

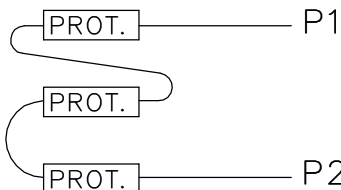
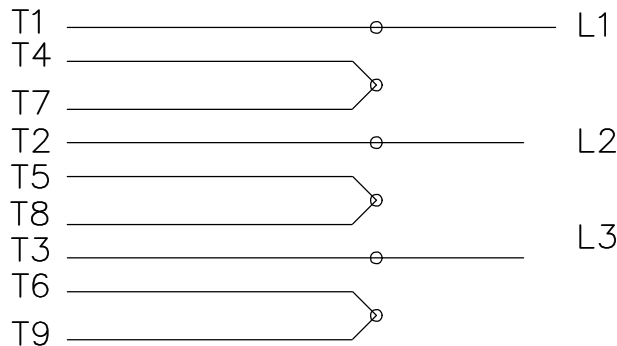
DASH	FRAME	B	C	2F	BS
1350	364TS	13.25	29.38	11.25	5.62
1450	365TS	14.25	30.38	12.25	6.12

		TOLERANCES UNLESS SPECIFIED		MARATHON ELECTRIC		DRAWN KL 07-23-2001	
		DEC.	INCHES			CHK	DJK 07-23-2001
3	UPDATE OUTLINE WITH NEW D.E. BRACKET	JJB	06/21/2007	ML	.XX ±.03	TITLE OUTLINE	
2	REDRAWN IN AUTO CAD	TAT	06-29-2004	ML	.XXX ±.005	360TS FR. - EXP. PR.	
1	NEW DRAWING	MU38273	KL 07-23-2001		.XXXX ±.0005	MATL	
NO.	REVISION	BY & DATE	CHK	ANG	FINISH	PREV	
THIS DRAWING IN DESIGN AND DETAIL IS OUR PROPERTY AND MUST NOT BE USED EXCEPT IN CONNECTION WITH OUR WORK ALL RIGHTS OF DESIGN AND INVENTION ARE RESERVED THIS IS AN ELECTRONICALLY GENERATED DOCUMENT - DO NOT SCALE THIS PRINT						RFP	CAD FILE ss518623
						DIST WA	SIZE B DRAWING NO. SS518623 PAGE OF 3

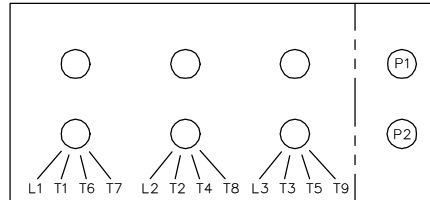
LOW VOLTAGE



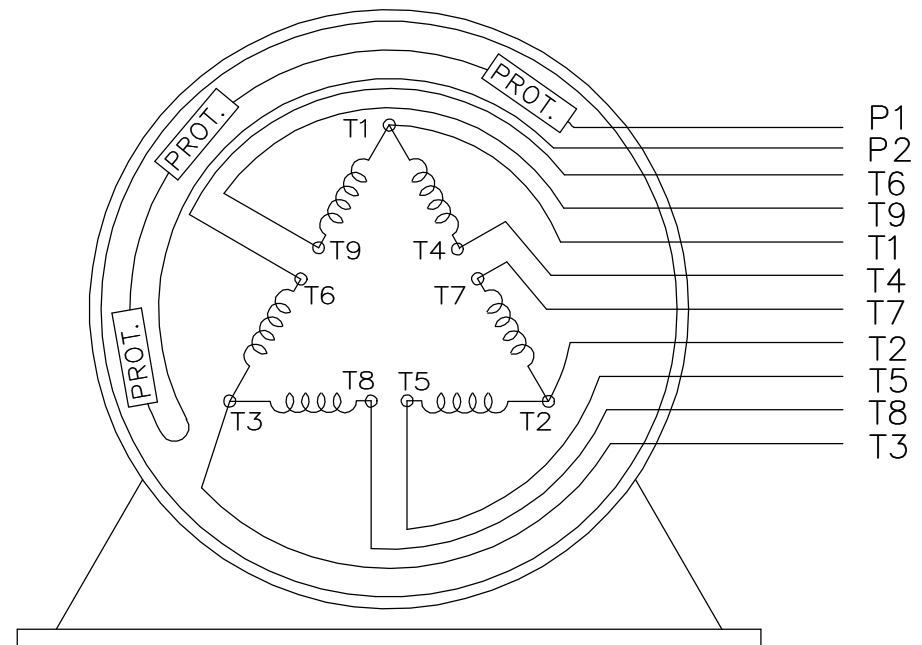
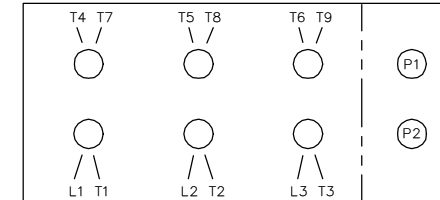
HIGH VOLTAGE



LOW VOLTAGE



HIGH VOLTAGE



VIEW OF TERMINAL END

WHEN MORE THAN ONE PROT. IS USED; PROT. ARE CONNECTED IN SERIES

DRAWING REVISION <b>L</b>	REVISION BY <b>JP</b>	REV DATE/© DATE <b>06-21-2019</b>	TOLERANCES (EXCEPT AS NOTED): DEC. INCH mm ANGLE .X ±0.1 [±3] ±7° 30" .XX ±0.02 [±0.5] .XXX ±0.005 [±0.13] .XXXX ±0.0005 [±0.013]	DRAWN BY <b>MJD</b>	Regal Beloit America, Inc.
ECO <b>ECO-0168744</b>	APPROVED BY <b>MH</b>	DATE <b>06-21-2019</b>		DATE <b>12-19-1997</b>	
ECO DESCRIPTION <b>UPDATED TO CURRENT STANDARDS</b>			REMOVE BURRS & BREAK SHARP EDGES: .003/.015 [.08/.38] X 45° CORNER FILLETS: R.02 [.5] MACHINED SURFACES: 200/ 5.1 INCH mm	APPROVED BY <b>GK</b>	DESCRIPTION <b>CONN DIAGRAM-EXTERNAL</b>
COPYRIGHT (PER REVISION DATE) REGAL BELOIT AMERICA, INC. ALL RIGHTS RESERVED. PROPRIETARY AND CONFIDENTIAL INFORMATION - THIS DOCUMENT IS THE PROPERTY OF REGAL BELOIT AMERICA, INC. ("OWNER") AND CONTAINS OWNER'S PROPRIETARY INFORMATION. ANY PERSON, CORPORATION OR OTHER FIRM RECEIVING IT IS DEEMED, BY RECEIVING IT, TO AGREE THAT IT, AND/OR ANY PART OF IT, SHALL NOT BE DISCLOSED TO ANY PERSON, CORPORATION OR OTHER ENTITY, DUPLICATED, AND/OR USED, EXCEPT AS EXPRESSLY APPROVED IN WRITING IN ADVANCE BY OWNER. THIS DOCUMENT SHALL BE RETURNED TO OWNER UPON REQUEST. IT MAY BE SUBJECT TO CERTAIN RESTRICTIONS UNDER APPLICABLE EXPORT CONTROL LAWS AND REGULATIONS.			THIRD ANGLE PROJECTION	MATERIAL	PROCESS/FINISH
			SIZE <b>A</b>	DRAWING NUMBER <b>EE7308AD</b>	SHEET <b>1 OF 1</b>

**CERTIFICATION DATA SHEET**

**Model#:** 364TSTGS16531 AN      **WINDING#:** T3654165 NONE 6  
**CONN. DIAGRAM:** A-EE7308AD      **ASSEMBLY:** F1 ONLY  
**OUTLINE:** B-SS518623-1350

**TYPICAL MOTOR PERFORMANCE DATA**

HP	KW	SYNC. RPM	F.L. RPM	FRAME	ENCLOSURE	KVA CODE	DESIGN
60&50	45&37	1800	1780&1480	364TS	EPFC	G	B

PH	Hz	VOLTS	FL AMPS	START TYPE	DUTY	INSL	S.F	AMB°C	ELEVATION
3	60/50	230/460#190/ 380	138/69&139/6 9.5	LINE OR INVERTER	CONTINUOU S	F1	1.0/1.0	40	3300

FULL LOAD EFF: 95&94.5	3/4 LOAD EFF: 95.4	1/2 LOAD EFF: 95	GTD. EFF	ELEC. TYPE	NO LOAD AMPS
FULL LOAD PF: 86&86	3/4 LOAD PF: 83.5	1/2 LOAD PF: 77	94.5	SQ CAGE INV RATED	44 / 22

F.L. TORQUE	LOCKED ROTOR AMPS	L.R. TORQUE	B.D. TORQUE	F.L. RISE°C
177 LB-FT	870 / 435	325 LB-FT 184	450 LB-FT 254	75

SOUND PRESSURE @ 3 FT.	SOUND POWER	ROTOR WK^2	MAX. WK^2	SAFE STALL TIME	STARTS /HOUR	APPROX. MOTOR WGT
65 dBA	75 dBA	16 LB-FT^2	420 LB-FT^2	25 SEC.	2	925 LBS.

**\*\*\* SUPPLEMENTAL INFORMATION \*\*\***

DE BRACKET TYPE	ODE BRACKET TYPE	MOUNT TYPE	ORIENTATION	SEVERE DUTY	HAZARDOUS LOCATION	DRIP COVER	SCREENS	PAINT
STANDARD	STANDARD	RIGID	HORIZONTAL	PREMIUM SEVERE DUTY	EXP PROOF CL I GR D CL II GR F&G T3B	FALSE	NONE	BLUE (EPOXY)

BEARINGS		GREASE	SHAFT TYPE	SPECIAL DE	SPECIAL ODE	SHAFT MATERIAL	FRAME MATERIAL
DE	OPE						
BALL	BALL	POLYREX EM	TS	NONE	NONE	1045 HOT ROLLED (C-204)	CAST IRON
6313	6313						

THERMO-PROTECTORS				THERMISTORS	CONTROL	SPACE /n HEATERS
THERMOSTATS	PROTECTORS	WDG RTDs	BRG RTDs			
TSTATS (N/C)	NOT	NONE	NONE	NONE	FALSE	NONE VOLTS

If Inverter equals NONE, contact factory for further information

INVERTER TORQUE: CONSTANT 2:1
INV. HP SPEED RANGE: NONE
ENCODER: NONE
NONE NONE
NONE NONE PPR
BRAKE: NONE NONE
NONE P/N NONE
NONE NONE
- FT-LB NONE V NONE Hz

\*  
N  
O  
T  
E  
S  
\*

DATE: 06/21/2017 07:52:18 AM  
FORM 3531 REV.3 02/07/99

\*\* Subject to change without notice.

Data Sheet

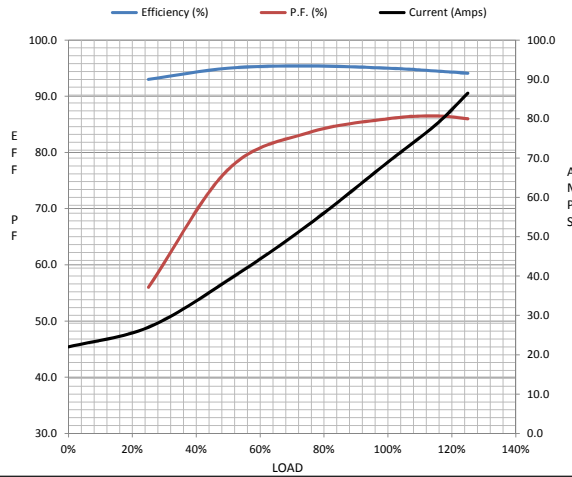
Date: 20-06-2017  
 Customer: \_\_\_\_\_  
 Attention: \_\_\_\_\_  
 Submitted by: FAREEDA DUDEKULA



364TSTGS16531  
**Submittal**  
 Data @ 460 V

Motor Load Data									
Load	0%	25%	50%	75%	100%	115%	125%	LR	
Current (Amps)	22.0	27.0	39.0	53.0	69.0	78.5	86.5	435	
Torque (ft-lb)	0.00	44.0	88.0	133	177	204	222	325	
RPM	1800	1795	1790	1785	1780	1,775	1772	0	
Efficiency (%)		93.0	95.0	95.4	95.0	94.5	94.1		
P.F. (%)	5.0	56.0	77.0	83.5	86.0	86.5	86.0	34.0	

Motor Speed Data						Information Block	
	LR	Pull-Up	BD	Rated	Idle		
Speed (RPM)	0	900	1715	1780	1800	HP	60.0
Current (Amps)	435	375	250	69.0	22.0	Sync. RPM	1800
Torque (ft-lb)	325	300	450	177	0.00	Frame	364



Enclosure	TEFC			
Construction	TFS			
Voltage	30/460#190/38V			
Frequency	60 Hz			
Design	A			
LR Code letter	G			
Service Factor	1.15			
Temp Rise @ FL	75 ° C			
Duty	CONT			
Ambient	40 ° C			
Elevation	1,000 feet			
Rotor/Shaft wk²	16.0 Lb-Ft²			
Ref Wdg	T3654165 NONE			
Sound Pressure @ 1M	65 dBA			
VFD Rating	CONSTANT 2:1			
Outline Dwg	B-SS518623-1350			
Conn. Diag	A-EE7308AD			
Additional Specifications:				
0				
365THFS8036				
EQUIV CKT (OHMS / PHASE)				
R1	R2	X1	X2	Xm
0.0650	0.0470	0.4120	0.4730	11.4470

